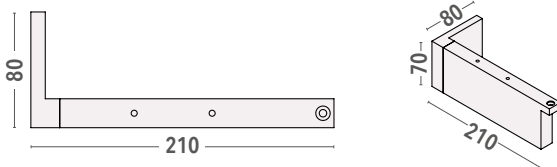


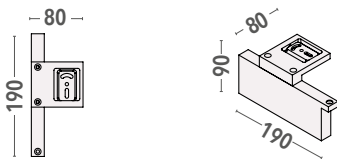


dimensioni espresse in mm
dimensions shown in mm

LINEO DRITTO - ATTACCO A PARETE WALL MOUNTING




LINEO DRITTO - ATTACCO SOFFITTO CEILING MOUNTING



FL20



FQ20



VARIANTI TAPPO FONDALE HEM BAR END CAPS OPTIONAL

FL20 STANDARD

FL20 SLIM

FQ20



VARIANTI MANTOVANA PELMET OPTIONAL

PROLUNGA STAFFA BRACKET EXTENSION



ANGOLARE END CAP FINISHING



CARATTERISTICHE - CHARACTERISTICS

- **Tipo di applicazione:** verticale - *Application:* vertical
- **Ambiente di applicazione:** interno - *Installation:* indoor
- **Staffe di fissaggio e mantovana:** supporti portarullo doppi in alluminio satinato o laccato bianco opaco Ral 9003. Mantovana alta 6 cm completa di tappi terminali. La mantovana sporge oltre i supporti laterali 10 cm per lato. A richiesta gancetti trasparenti reggitenda per l'aggiunta di telo classico decorativo
Brackets and pelmet: double tube side brackets and 6 cm pelmet in aluminium satin finish or matt white Ral 9003 powder coated. The pelmet overhangs the brackets by 10 cm on both side. Transparent clips for additional decorative curtain on request
- **Rulli di avvolgimento:** in alluminio estruso con ogiva per agevolare la manutenzione del telo. **A CATENA:** Ø 39 mm. **A CATENA COMBINATA:** Ø 44 mm (per larghezze fino a 240 cm) o Ø 49 mm. **MOTORE:** Ø 44 mm (per larghezze fino a 240 cm) o Ø 49 mm
Roller tubes: extruded aluminium tubes with slot to facilitate fabric removal. **CHAIN:** Ø 39 mm. **COMBINED CHAIN:** Ø 44 mm (up to width 240 cm) or Ø 49 mm **MOTOR:** Ø 44 mm (up to width 240 cm) or Ø 49 mm
- **Fondale:** a scelta quadrato FQ20 in alluminio estruso con tappi in PVC satinati o bianchi oppure tondo FL20 in alluminio estruso con tappi in alluminio satinato o bianco opaco Ral 9003. Finitura fondali: satinato, bianco opaco Ral 9003
Hem bar: FQ20 extruded aluminum square hem bar with PVC end caps (satin, white) or FL20 extruded aluminum round hem bar with aluminium end caps, satin or matt white Ral 9003 powder coated. Hem bar finish: satin, matt white Ral 9003 powder coated
- **Manovra:** **A CATENA:** catena con comando frizionato Easy Lock in PVC completo di calotta lato opposto con perno rientrante per facilitare lo smontaggio del rullo dalle staffe. Catena passo 6 con grani Ø 4,5 mm, metallica o bianca in nylon e PVC, dotata di sgancio di sicurezza "child safety device" secondo la norma UNI EN13120:2014. **MOTORE:** motore tubolare monofase 230V/50Hz, M40, completo di finecorsa meccanico e cavo di alimentazione. Protezione termica e indice di protezione agli spruzzi d'acqua IP44. Interruttore escluso. A supplemento motore con finecorsa elettronico o motore con ricevente radio integrata o motore senza cavo 12V SONESSE ULTRA 30 WF RTS LI-ION - 2 Nm, 20 giri dotato di una batteria ricaricabile a ioni di litio, gradi di protezione IP20. Telecomando e carica batterie a supplemento
Operation: **CHAIN:** Easy Lock chain operation, opposite side end plug with retractable pin to easily remove the tube from the brackets. Ø 4,5 mm metallic or PVC/nylon bead chain, 6 mm pitch, with incorporated child safety device - UNI EN13120:2014. **MOTOR:** M40 230V/50Hz tubular motor with top/bottom limit switches and mains cable, thermal cut-out and class IP44 water resistance. Switch excluded. Supplement for motor with electronic limit switch or for motor with incorporated receiver or for 12V/50Hz battery motor SONESSE ULTRA 30 WF RTS LI-ION - 2 Nm, 20 rpm, built-in rechargeable lithium-ion battery, IP20 protection index. Remote and charger on supplement.
- **Fissaggio:** a parete o a soffitto - *Mounting:* wall or ceiling

FINITURE STANDARD - STANDARD FINISH



alluminio satinato
satin finish



laccato bianco opaco RAL 9003
matt white RAL 9003

SUPPLEMENTI TABELLE PREZZI - SUPPLEMENTS FOR TABLES PRICES



SUPPLEMENTI TABELLA PREZZI MOTORE - SUPPLEMENTS FOR MOTOR TABLE PRICE



NOTE - NOTES


- I sistemi a catena con rullo Ø 39 mm sono abbinabili a tessuti di peso non superiore a 260 g/m² The systems with Ø 39 mm roller tube should only be used for fabric weights up to 260 g/m²
- I sistemi a CATENA COMBINATA sono comprensivi della molla di compensazione per agevolare il sollevamento del telo The COMBINED CHAIN operated systems have an incorporated compensating spring to assist roll up
- La scelta di abbinare alcuni componenti con finitura differente dallo standard comporta una variazione del prezzo
A choice of different component finishes will result in a price variation

dimensioni espresse in mm dimensions shown in mm

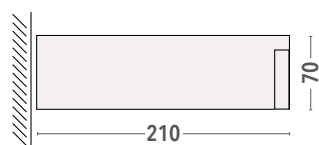
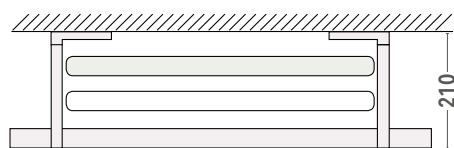
ATTACCO A PARETE - WALL MOUNTING

LATO OPPOSTO
OPPOSITE SIDE

LATO MANOVRA CATENA
CHAIN OPERATION SIDE



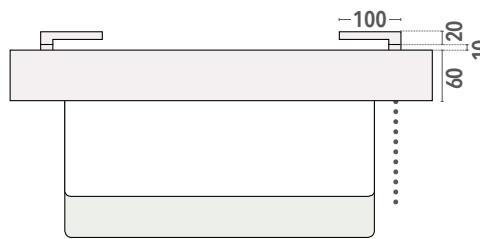
LARGHEZZA TELO - FABRIC WIDTH



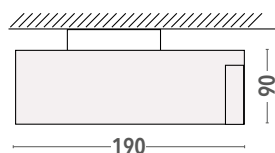

ATTACCO A SOFFITTO - CEILING MOUNTING

LATO OPPOSTO
OPPOSITE SIDE

LATO MANOVRA
OPERATION SIDE



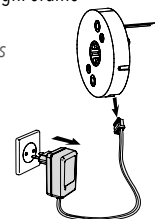
LARGHEZZA TELO - FABRIC WIDTH



CARICAMENTO MOTORI A BATTERIA BATTERY MOTOR CHARGING

Per motori a batteria, salvo diverse indicazioni verrà fornito a **supplemento** un solo caricabatterie per ogni ordine cod. 110202

For battery motor, unless otherwise specified, only one charger will be supplied for each order on supplement cod. 110202




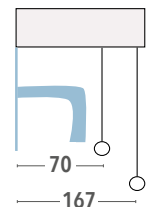
CADUTA TELO PER SUPERAMENTO MANIGLIA

FABRIC'S OVERPASSING OF THE WINDOW HANDLE

STAFFA LINEO DRITTO

RULLO Ø 39 TUBE

RULLO Ø 44/49 TUBE



(+20 mm per ogni prolunga inserita)
(+20 mm to any bracket extension added)